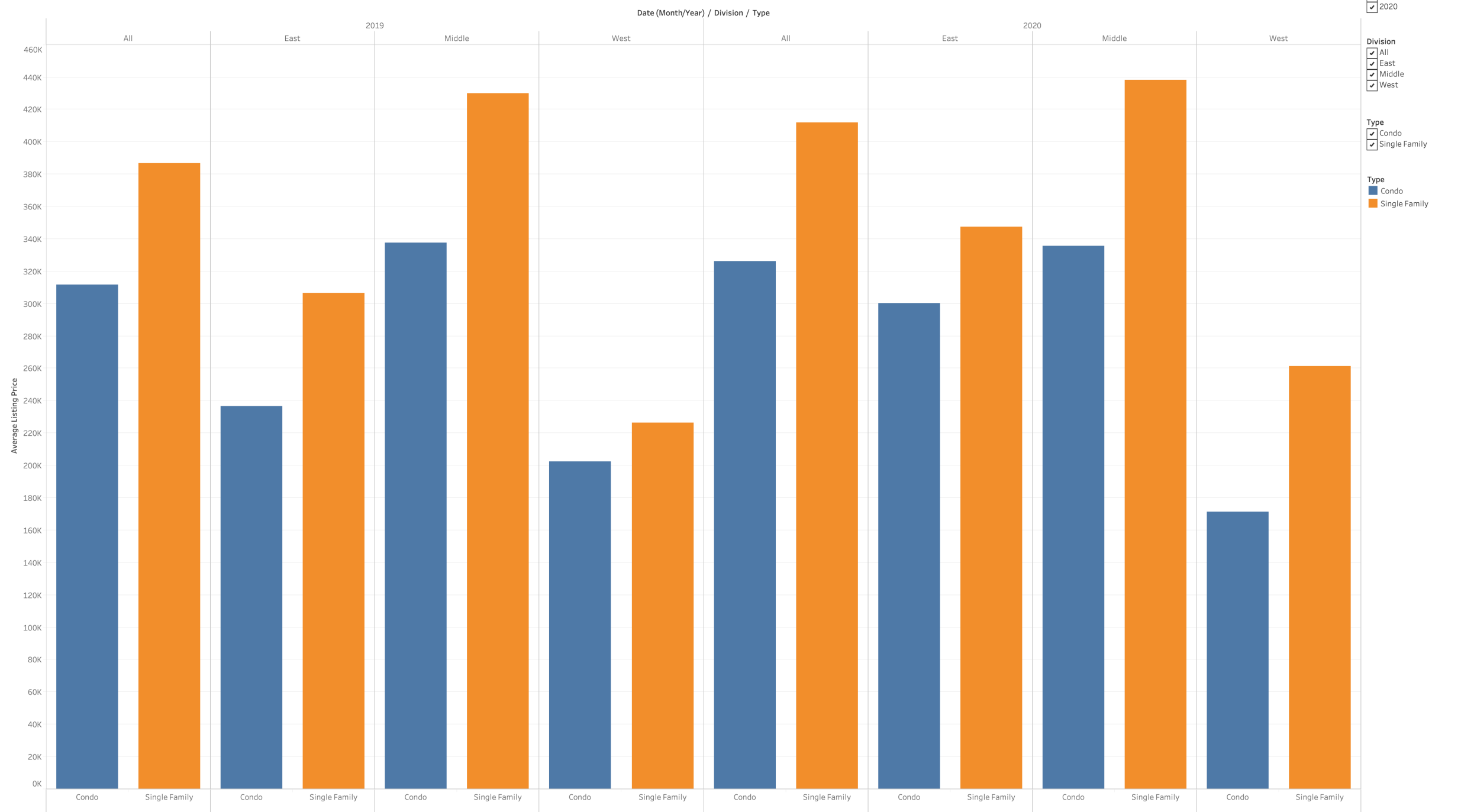
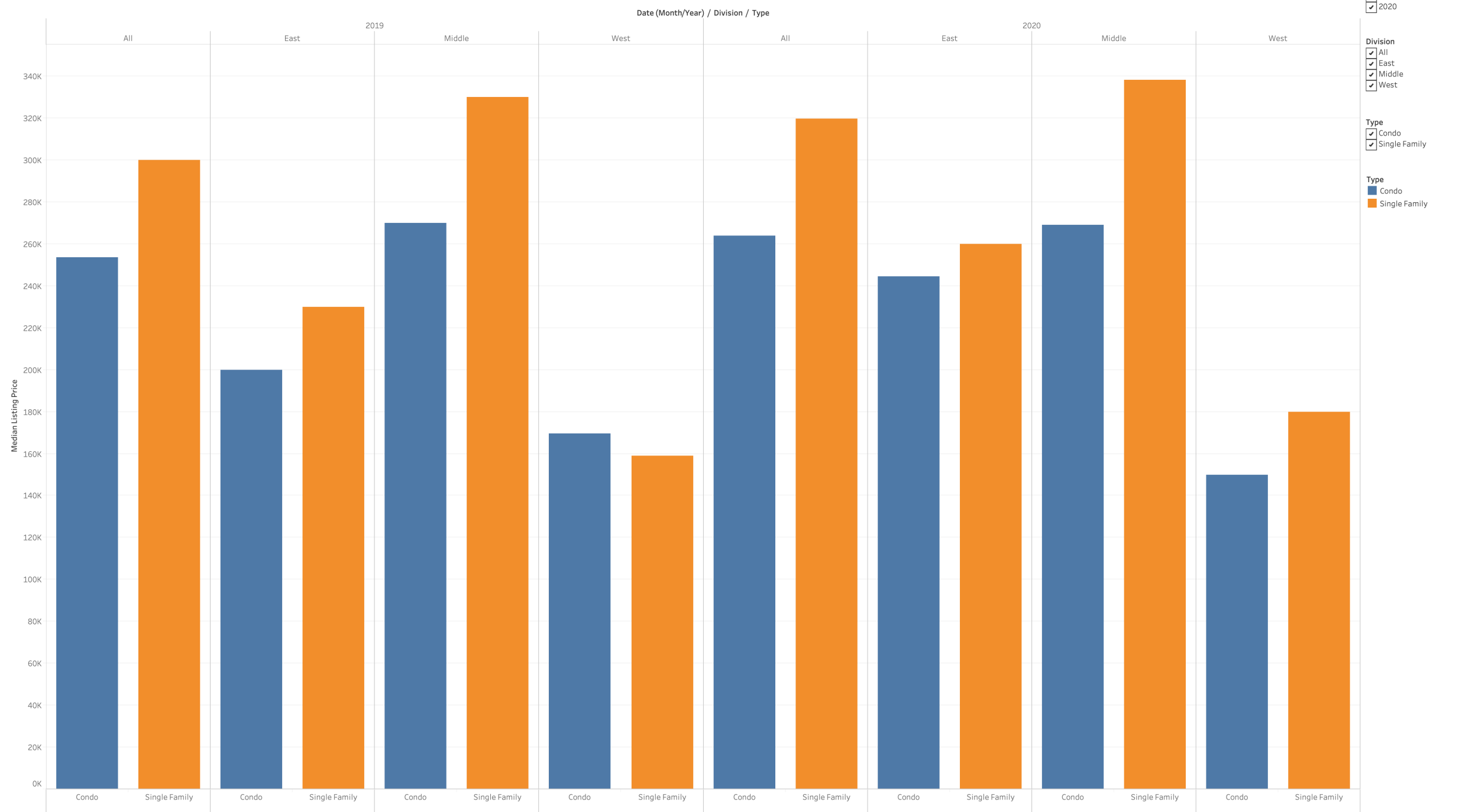

January 2020 Housing Statistics



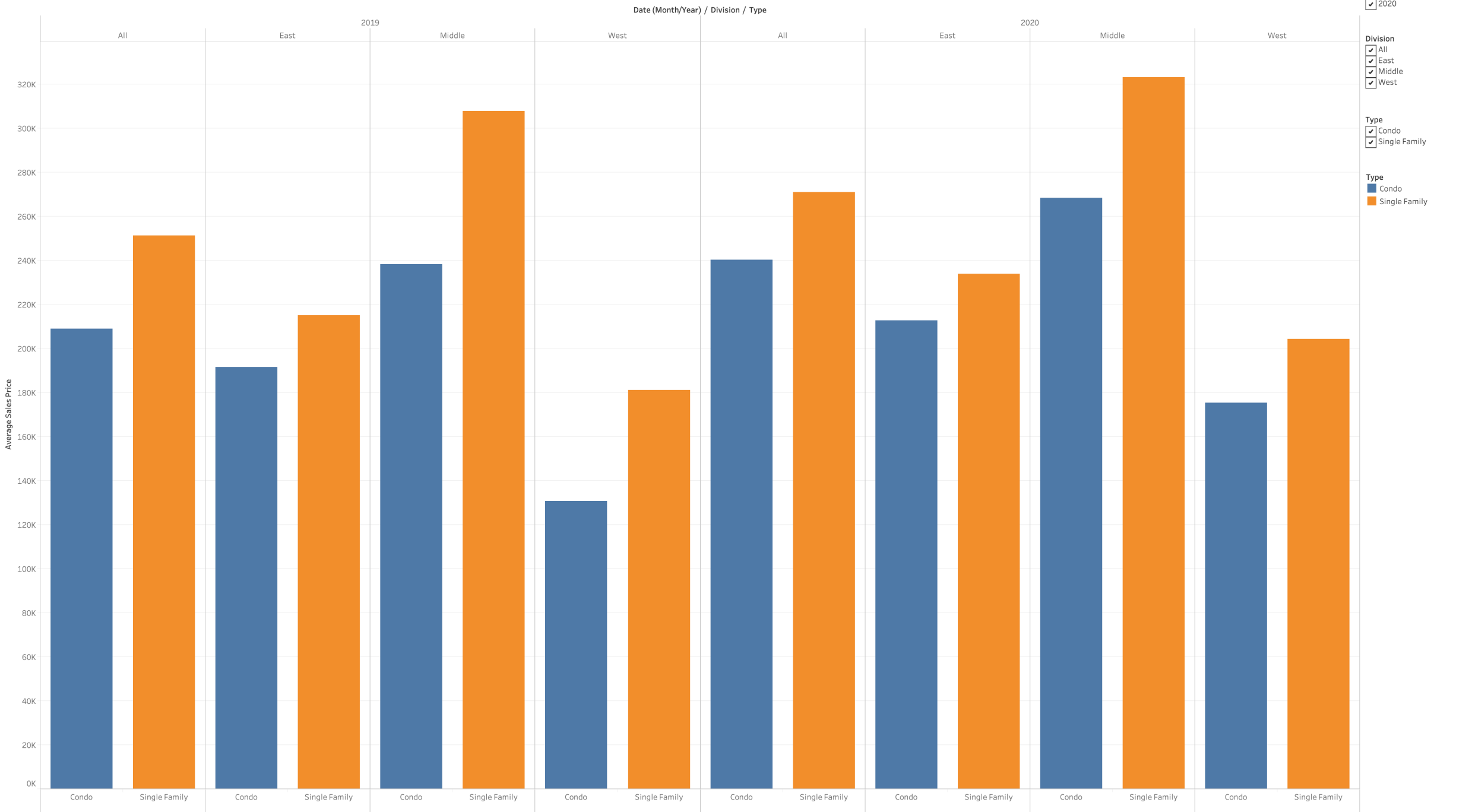
Average Listing Price



Median Listing Price



Average Sales Price



Date (Month/Year) / Division / Type

Year of Date (Month/Year)

- 2019
- 2020

Division

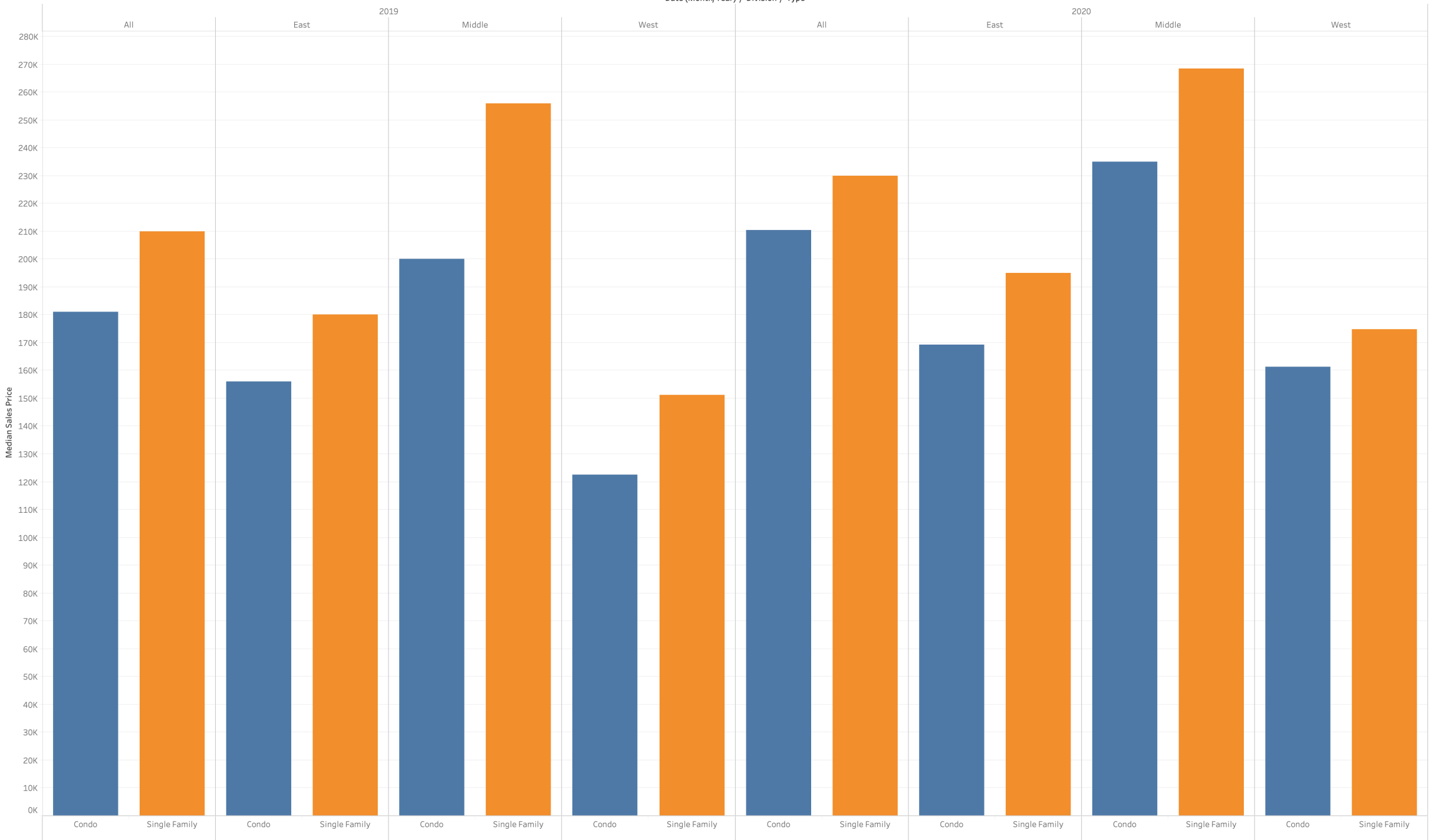
- All
- East
- Middle
- West

Type

- Condo
- Single Family

Type

- Condo
- Single Family



All Stats

Division		Date (Month/Year) / Type			
		2019		2020	
		Condo	Single Family	Condo	Single Family
All	Active Listing Count	3,355	54,756	4,312	69,097
	Active Listing Volume	1,044,664,704	21,184,055,110	1,405,676,691	28,443,048,474
	Average Listing Price	311,561	386,938	326,067	411,753
	Average Sales Price	209,154	251,341	240,520	271,146
	Closed Sales Count	485	5,788	568	6,893
	Closed Sales Volume	101,439,577	1,454,760,884	136,615,490	1,869,006,180
	Median Listing Price	253,650	299,900	264,000	319,729
	Median Sales Price	181,000	210,000	210,525	230,000
	New Listing Count	871	11,300	864	11,313
	New Listing Volume	231,494,344	3,612,751,482	227,432,343	3,612,751,482
	New Pending Sales Count	646	8,082	831	10,387
	New Pending Sales Volume	146,229,454	2,080,923,439	200,444,764	2,959,777,290
	Pending Sales Count	727	10,714	931	12,734
	Pending Sales Volume	185,877,325	3,053,912,701	231,262,424	3,831,157,418
East	Active Listing Count	725	11,421	606	12,151
	Active Listing Volume	171,547,916	3,500,504,897	182,022,495	4,217,948,399
	Average Listing Price	236,618	306,578	300,367	347,471
	Average Sales Price	191,550	215,258	212,933	234,131
	Closed Sales Count	187	2,187	218	2,605
	Closed Sales Volume	35,819,974	470,770,123	46,419,395	609,912,328
	Median Listing Price	199,900	229,900	244,500	259,900
	Median Sales Price	156,000	180,000	169,250	195,000
	New Listing Count	316	3,893	274	3,740
	New Listing Volume	74,533,114	964,578,952	62,418,300	966,308,084
	New Pending Sales Count	246	3,285	248	3,646
	New Pending Sales Volume	49,956,804	736,591,400	48,073,560	857,161,501
	Pending Sales Count	300	3,943	349	5,380
	Pending Sales Volume	74,881,942	935,271,586	75,415,534	1,349,783,328
Middle	Active Listing Count	2,520	38,773	3,585	52,907
	Active Listing Volume	850,001,825	16,670,766,426	1,202,298,123	23,187,886,306
	Average Listing Price	337,570	430,014	335,463	438,326
	Average Sales Price	238,399	307,908	268,596	323,396
	Closed Sales Count	249	2,617	309	3,227
	Closed Sales Volume	59,361,453	805,796,304	82,996,095	1,043,598,745
	Median Listing Price	269,900	329,900	268,950	338,300
	Median Sales Price	200,000	256,000	235,000	268,500
	New Listing Count	507	5,748	528	5,961
	New Listing Volume	149,124,330	2,135,007,932	153,711,718	2,292,369,291
	New Pending Sales Count	357	3,448	538	5,574
	New Pending Sales Volume	90,234,350	1,090,116,654	144,145,904	1,874,677,594
	Pending Sales Count	397	5,384	547	5,827
	Pending Sales Volume	106,252,183	1,836,732,108	149,255,890	2,178,771,018
West	Active Listing Count	107	4,825	125	1,531
	Active Listing Volume	21,660,538	1,092,364,304	21,419,783	1,184,961,849
	Average Listing Price	202,435	226,397	171,358	261,523
	Average Sales Price	130,748	181,171	175,464	204,526
	Closed Sales Count	51	1,012	42	1,120
	Closed Sales Volume	6,668,150	183,345,033	7,369,500	229,068,911
	Median Listing Price	169,500	159,000	150,000	179,900
	Median Sales Price	122,500	151,126	161,250	174,775
	New Listing Count	47	1,724	62	1,683
	New Listing Volume	7,494,500	353,893,254	11,049,425	366,604,228
	New Pending Sales Count	43	1,380	52	1,336
	New Pending Sales Volume	6,109,200	260,552,407	9,560,200	266,197,157
	Pending Sales Count	32	1,419	42	1,601
	Pending Sales Volume	5,036,600	286,552,407	7,697,600	319,795,650